

# J2 PET Felt Panel


## PRODUCT INSTALLATION AND MOUNTING GUIDE

Mounting Options Include:

- 1) Direct Mount with Adhesive
- 2) Furring Strip Mount with Adhesive
- 3) Fasteners (Adhesive method recommended for cleaner finished look)
- 4) Stand-offs

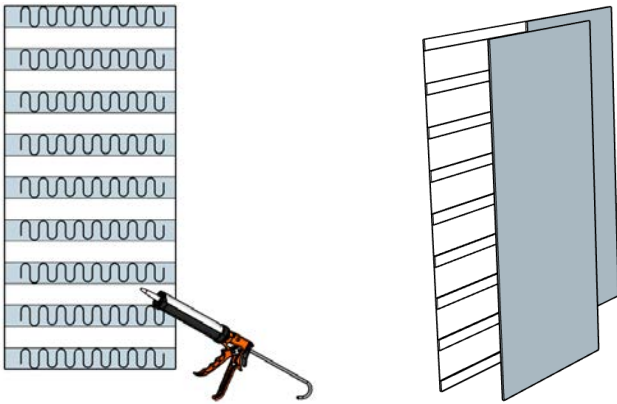
### 1. Direct Mount with Adhesive

- Use a standard construction adhesive (Loctite, Titebond, Liquid Nails etc). ***\*Do not use PVA glue\****
- Clean surfaces and substrate.
- Apply adhesive evenly around edge and in corners on the back of the panel. Leave enough space from edge to avoid adhesive expanding out from edge of panel when pressed on surface. Wipe any excess adhesive with a rag immediately if this occurs.
- Press firmly into place. Support bracing may be required depending on the size and shape of the panel, the substrate surface and adhesive used.



## 2. Furring Strip Mount with Adhesive (air gap results in increased NRC)

- Use a standard construction adhesive (Loctite, Titebond, Liquid Nails etc) ***\*Do not use PVA glue\****
- Clean surfaces and substrate
- Install furring strips on wall or substrate. Furring strips can be made from wood, fiberboard, foam or even felt panel. Recommended 3in strips 12-18in apart. Spacing may vary depending on location of panel and expected impact. Exposed edges may be concealed with felt strips if desired.
- Apply adhesive evenly to mounted furring strips.
- Press firmly into place. Support bracing may be required depending on the size and shape of the panel, the furring strip surface and adhesive used.




## 3. Fasteners (Adhesive method recommended for cleaner finished look)


- When using fasteners, do not use self-tapping screws and do not over-tighten screws, this may cause the felt material to strip out.

## 4. Stand-offs

- If using stand-offs pre-drill holes in felt panels in desired location (if not already present).
- Mark corresponding locations on substrate.
- Follow stand-off instructions for assembly and mounting.

 [www.j2systems.net](http://www.j2systems.net)

 [sales@j2systems.net](mailto:sales@j2systems.net)

 (801) 701-7979